



LibraryWorks

SENSORY STORYTIME

Presented by:
Jill Burket Ragase

WHY SENSORY STORYTIME?

- It is inclusive of children who may struggle to participate in traditional storytime
- Opportunity to participate WITH neurotypical peers
- Low(er) Risk





1 in 68 children are on the Autism Spectrum

16% of children have a Developmental Delay

11% of children in the US have been diagnosed with ADHD

3% of children live with OCD

3% of children experience Generalized Anxiety Disorder

How Many Children Are Neurodivergent?



SENSORY STORY TIME

- (More) Interactive
- Built In Play/Exploration Time
- Librarian Flexibility
- Sensitivity to:
 - Freedom of Movement
 - Delayed Motor Development
 - Sensory Seeking/Sensory Avoiding

GETTING STARTED: EVALUATE YOUR SPACE

- Minimize Distractions
- Lighting
- Turn off Ceiling fans
- Set Up
- Seating/Personal Space
- Make Room for Parents



GETTING STARTED: CLEAR AND WELCOMING ADVERTISING

COME READ WITH US!

SENSORY STORYTIME



At the DSACF Success Center
PROVIDED BY THE
WINTER PARK PUBLIC LIBRARY
FREE to DSACF Members



Sensory Storytime

Sensory Storytime is an educational, interactive, and fun program that can be enjoyed by all children, but it is especially for children with sensory integration challenges. This story time was created with the help of the Center for Autism and Related Disabilities (CARD).



**Find Sensory Storytime
at one of these branches:**

Alachua (386) 462-2592,
Headquarters (352) 334-3941
or Millhopper (352) 334-1272.

Registration is limited to eight children and their caregivers.



SYMBOLS

- Consider using an alternative to the puzzle piece

Autism
Acceptance



GETTING STARTED: SCHEDULES, AGES, & CROWD SIZE

- Is registration needed to limit crowd size?
- Are age restrictions valuable?
- Schedules are tricky



SAMPLE SCHEDULE

Similar to traditional
storytime layout

- Yellow
 - Listening Activity
- Red
 - Touching (motion)
Activity
- Blue
 - Looking Activity
- A good mix of color is
best

Sensory Storytime Template

- Hello and Name Songs
- Welcome and Visual Schedule
- Book or Adapted Book and Flannel/Manipulative
- Fingerplay/Nursery Rhyme
- Song
- Book or Adapted Book and Flannel/Manipulative
- Fingerplay/Nursery Rhyme
- Scarf Song
- Bubbles and Song
- Parachute and Song
- Goodbye Song

SENSORY STORYTIME



Douglas
County
Libraries

A VISUAL SCHEDULE




<https://boardmakeronline.com>

BOOK CHOICE

- Look for:
 - Simple, repetitive text
 - Books that can be sung
 - Big Books
 - Traditional interactive books such as lift the flap or touch and feel
 - Books that involve body movement or can be adapted to include body movement
- Avoid:
 - Books with metaphors
 - Implied or vague endings



ADAPTED BOOKS





REPETITION

- Double visuals or back to back presentations
- Books presented two (or more) ways
- Sensory Stations that feature book based activities
- Use the same finger plays or songs each week



BOOKS TOLD TWO WAYS



FIDGETS AND SENSORY BREAKS



FUN GEAR AND SUPPLIES



MamaOT.com



HANDEE BAND
Row Your Boat




TIPS AND TRICKS

- Be Consistent
- Be Flexible
- A word about props
- Feedback is a gift
- Practice

INCLUSIVE

SENSORY

STORYTIME



QUESTIONS?

Jill Burket Ragase
jill@jumbleofjill.com

